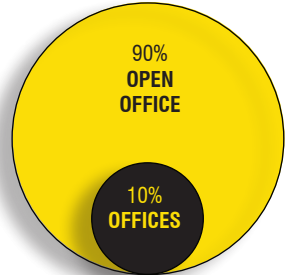





Core building spaces were opened-up vastly increasing employee access to daylight

Touchdown & group work areas couple with mobile components and wireless access throughout increasing mobility & flexibility

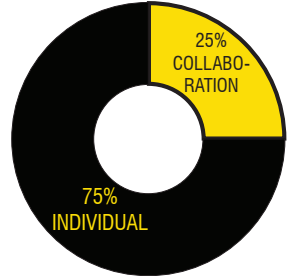
“Winked” columns create writable surfaces



PERCENTAGES OF ENCLOSED OFFICES VERSUS OPEN WORK AREAS



SQUARE FEET PER PERSON



COLLABORATION SPACE VERSUS PERSONAL WORK SPACE

Demountable walls allow for ease of reconfiguration



Activity-based spaces increase flexibility and promote transparency which increases collaboration and innovation

Ubiquitous branding increases a sense of teaming and shared customer focus




BEFORE



AFTER



BEFORE



AFTER